

Robotica – Robot Industriali e di Servizio

*Lezione 21:
La localizzazione markoviana*

13 maggio 2013

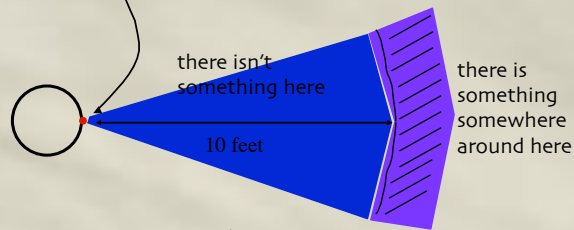
Come si muove un robot senza sensori:

Lezione 21 La localizzazione markoviana

13 maggio 2013 2

Review: Use Sonar to Create Map

⇒ What should we conclude if this sonar reads 10 feet?



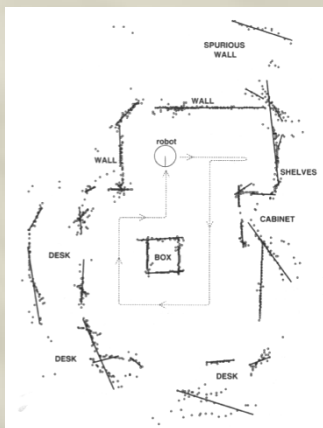
Local Map
■ unoccupied
■ no information
■ occupied

Lezione 21 La localizzazione markoviana

13 maggio 2013 3

What is it a map of?

⇒ Several answers to this question have been tried:



What information **should** this map contain, given that it is created with sonar ?

Each cell is either occupied or unoccupied -- this was the approach taken by the Stanford Cart.

Lezione 21 La localizzazione markoviana

13 maggio 2013 4

What is it a map of?

Several answers to this question have been tried:

'83 - '83 It's a map of occupied cells. O_{xy} cell (x,y) is occupied \bar{O}_{xy} cell (x,y) is unoccupied

'83 - '88 It's a map of probabilities: $p(o | S_{1..i})$ The certainty that a cell is **occupied**, given the sensor readings S_1, S_2, \dots, S_i

$p(\bar{o} | S_{1..i})$ The certainty that a cell is **unoccupied**, given the sensor readings S_1, S_2, \dots, S_i

★ It's a map of *odds*. The odds of an event are expressed *relative to the complement* of that event.

evidence = $\log_2(\text{odds})$

The odds that a cell is **occupied**, given the sensor readings S_1, S_2, \dots, S_i $\text{odds}(o | S_{1..i}) = \frac{p(o | S_{1..i})}{p(\bar{o} | S_{1..i})}$ probabilities

Lezione 21 La localizzazione markoviana

13 maggio 2013 5

Localization: Relative

⇒ If you know your speed and direction, you can calculate where you are relative to where you were (integrate).

⇒ Speed and direction might, themselves, be absolute (compass, speedometer), or integrated (gyroscope, Accelerometer)

⇒ Relative measurements are usually more accurate in the short term -- but suffer from accumulated error in the long term

⇒ Most robotics work seems to focus on this.

Lezione 21 La localizzazione markoviana

13 maggio 2013 6

Localization Methods

⇒ Markov Localization:

- Represent the robot's belief by a probability distribution over possible positions and uses Bayes' rule and convolution to update the belief whenever the robot senses or moves

⇒ Monte-Carlo methods

⇒ Kalman Filtering

⇒ SLAM (simultaneous localization and mapping)

⇒

Lezione 21 La localizzazione markoviana

13 maggio 2013

Markov Localization

⇒ What is Markov Localization ?

- Special case of probabilistic state estimation applied to mobile robot localization
- Initial Hypothesis:
 - Static Environment
 - Markov assumption
 - The robot's location is the only state in the environment which systematically affects sensor readings
- Further Hypothesis
 - Dynamic Environment

Lezione 21 La localizzazione markoviana

13 maggio 2013

Markov assumption (or static world assumption)

If one knows the robot's location ℓ , future measurements are independent of past ones (and vice-versa)

$$P(d_{t+1}, d_{t+2}, \dots | L_T = \ell, d_0, d_1, \dots, d_t) = P(d_{t+1}, d_{t+2}, \dots | L_T = \ell)$$

- The robot's location is the only state in the environment
- Knowing the robot state is all one needs to know about the past to predict future data.

Lezione 21 La localizzazione markoviana

13 maggio 2013

Markov Localization

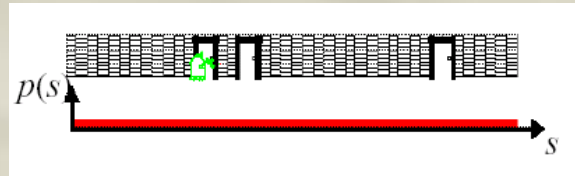
- Instead of maintaining a single hypothesis as to where the robot is, Markov localization maintains a probability distribution over the space of all such hypothesis
- Uses a fine-grained and metric discretization of the state space

Lezione 21 La localizzazione markoviana

13 maggio 2013

Example

⇒ Assume the robot position is one- dimensional



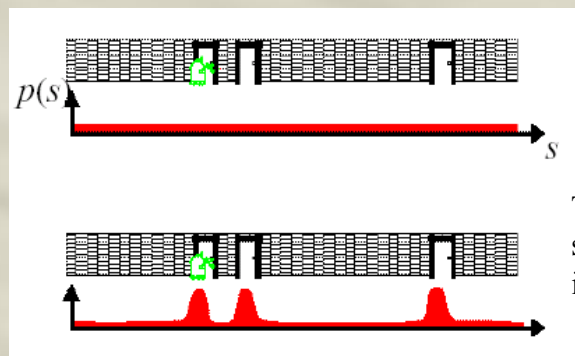
The robot is placed somewhere in the environment but it is not told its location

Lezione 21 La localizzazione markoviana

13 maggio 2013

Example

⇒ Assume the robot position is one- dimensional



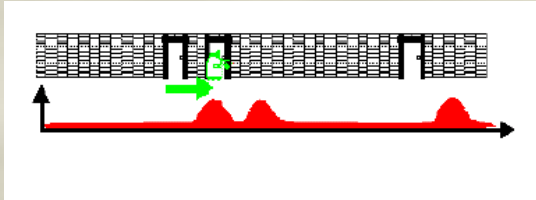
The robot is placed somewhere in the environment but it is not told its location

The robot queries its sensors and finds out it is next to a door

Lezione 21 La localizzazione markoviana

13 maggio 2013

Example

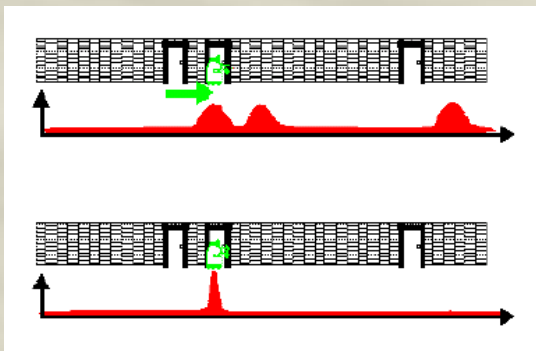


The robot moves one meter forward. To account for inherent noise in robot motion the new belief is smoother

Lezione 21 La localizzazione markoviana

13 maggio 2013

Example



The robot moves one meter forward. To account for inherent noise in robot motion the new belief is smoother

The robot queries its sensors and again it finds itself next to a door

Lezione 21 La localizzazione markoviana

13 maggio 2013

Una spiegazione migliore:

⇒ http://en.wikipedia.org/wiki/Monte_Carlo_localization

Per approfondire:

⇒ <http://plymouth.tinigrifi.eu/aint509.php>

⇒ <http://www.cs.cmu.edu/afs/cs/project/jair/pub/volume11/fox99a-html/node2.html>

⇒ <http://moodle.epfl.ch/course/view.php?id=261>

⇒ <http://lis.epfl.ch/resources/podcast/2006/12/raja-chatila-robot-navigation.html>

